

DENSO STONEGUARD 750

DESCRIPTION

Denso Stoneguard is a flexible armouring which provides additional mechanical protection for coatings on metal pipelines where they are laid in rocky ground or where the desired selected backfill is not available. Its diagonal mesh construction provides flexibility for easy application whilst ensuring maximum protection of the pipe coating against impact or indentation when backfilling.

- Absorbs impact of uneven backfill
- Protects pipe coating from protruding rocks in the trench
- Minimizes abrasion of coating from pipe movement underground
- Protects pipe during future excavations
- Unaffected by temperature extremes and wet weather
- Maintains cathodic protection without inhibiting cathodic flow

COMPOSITION

Expanded high density polyethylene mesh.

SAFETY

Normal hygiene procedures. Wash hands thoroughly with soap and water or a proprietary hand-cleaner prior to eating or smoking. Launder contaminated clothing, gloves, etc.

STORAGE

Store in original containers in a cool, dry place. Wrapped pipe / fittings should not be left exposed to direct sunlight for longer than fourteen (14) days.



DENSO STONEGUARD 750 (cont.)

TYPICAL PROPERTIES	DATA
Structure	Diamond
Polymer Type	HDPE
UV Stability	Carbon Black
Thickness	4.5mm ± 1mm
Mesh Size	5.5 x 6.5mm
Unit Weight	750 g/m ²
Standard Roll Length	12.5 + 0.2m / -0m (other sizes to order)
Standard Roll Width	1.65m + 0.04m / -0m (other sizes to order)
Roll Diameter	±500mm
Roll Nett Weigth	21 Kg
Crystalline Melting Range	120-130°C
Impact Resistance	>9 Joules
Breaking Strength MD	165N/25mm
Breaking Strength TD	70N/25mm

Important

Winn & Coales / Denso SA (Pty) Ltd pursue a policy to develop and continually improve all of our products and therefore the information given in this data sheet is intended as a general guide and does not constitute a warranty of specification. However, our sales personnel are committed to assist the user in establishing the suitability of the product for its intended purpose and additional specific information is available on request.

Denso SA (Pty) Ltd operate a Quality Management System registered to ISO 9001:2008.

Head Office / Factory: 120 Malacca Road, Red Hill, Durban. P.O.Box 201259, Durban North, 4016, South Africa
Tel: +27 (031) 569 4319 Fax: +27 (031) 569 4328 Email: bid@denso.co.za Website: www.denso.co.za

DENSO STONEGUARD 750 (cont)


INSTALATION GUIDELINES AND METHODS

Longitudinal Wrapping

For pipes with a circumference of less the 150mm in relation to the width of the DENSO STONEGUARD:

1. Unroll the mesh parallel to the pipe that is to be wrapped.
2. Place the mesh below the pipe.
3. Wrap the mesh around the pipe, taking care to ensure that the mesh is fitted snugly with no sagging. Overlap the edges by 150mm.
4. The mesh can be secured in place using Plastic Strapping or Denso PVC securing tape.

The Denso Stoneguard can be secured into position every 1m using the Plastic Strapping or Denso PVC securing tape.



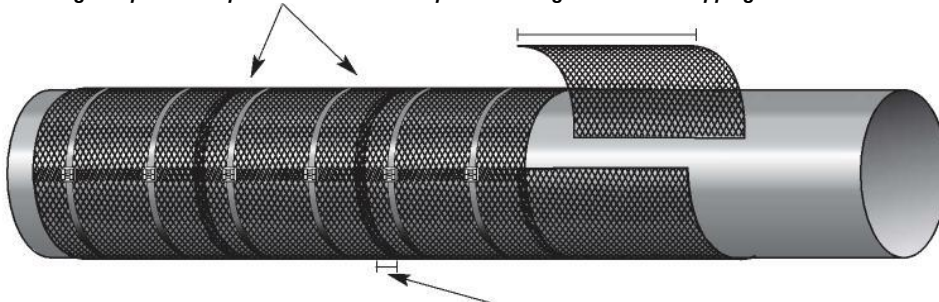
The Denso Stoneguard being overlapped by 150mm.

Latitudinal Wrapping

For pipes with a circumference larger than the width of the roll.

1. Cut the mesh into strips the circumference of the pipe to be wrapped, allow an additional 150mm for the overlap.
2. Wrap the pipe with the pre-cut strips, overlapping the adjacent strip by 100mm.
3. The mesh can be secured in place using Plastic Strapping or Denso PVC securing tape.

The Denso Stoneguard pre-cut strips can be secured into position using the Plastic Strapping or Denso PVC securing tape.



The Denso Stoneguard being overlapped by 100mm.

DENSO STONEGUARD 750(cont)

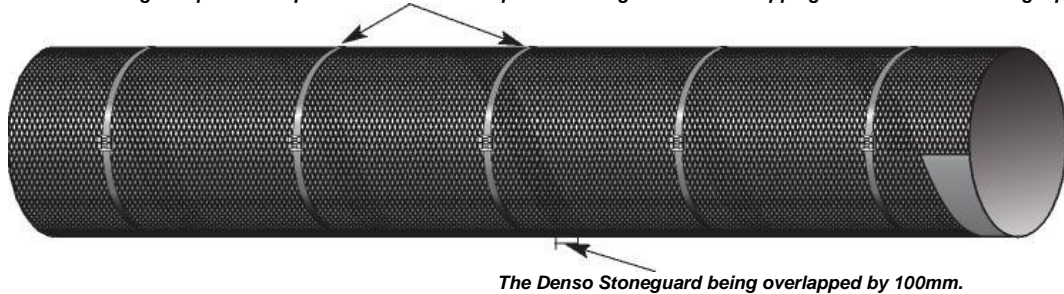
INSTALATION GUIDELINES AND METHODS (cont.)

Spiral Wrapping

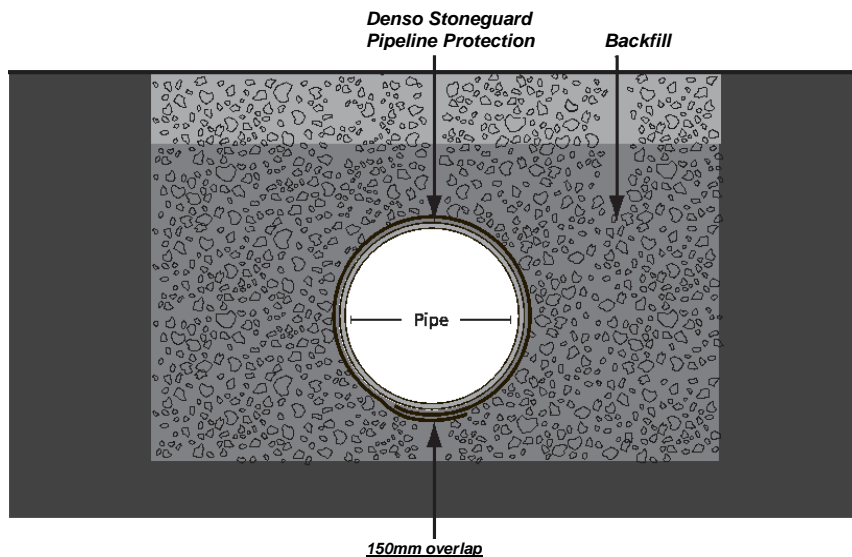
This process can be applied to larger diameter pipes.

1. Start wrapping along the length of the pipe, overlapping by a minimum of 150mm.
2. The mesh can be secured in place using Plastic Strapping or Denso PVC securing tape.

The Denso Stoneguard pre-cut strips can be secured into position using the Plastic Strapping or Denso PVC securing tape.



Sectional View



Pads

Custom cut pads should be wrapped around the circumference of the pipe, covering all exposed areas. Ensure that all pads are large enough to protect the entire pipe.

All pad overlaps should be weather board or at the six o'clock position and secured into place using Plastic Strapping or Denso PVC Securing tape.

All end to end overlaps should overlap by a minimum of 100mm, and the horizontal overlaps a minimum of 150mm.